

# V-SECURE INVESTMENTS

Life Insurance | Mediclaim | Mutual Funds | FDs

E-Mail: vivsham@gmail.com

Website: www.vsecure.in

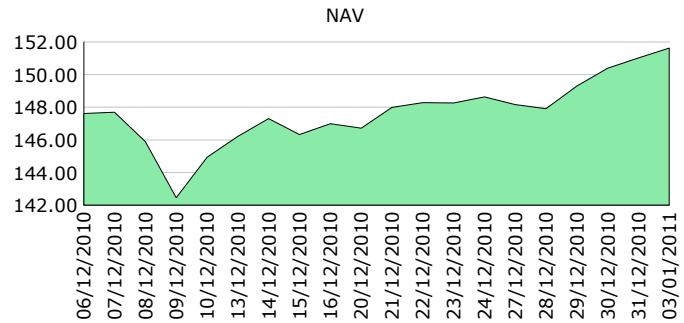


## ICICI Pru Tax Plan - (G)

Rs. 151.6200 ▲ 0.5900 03/01/11

### Scheme Profile

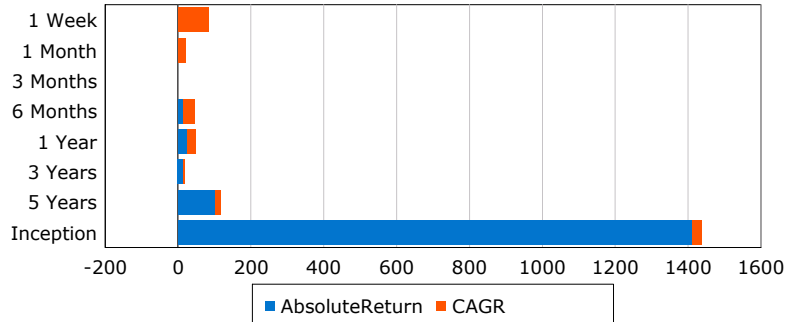
<b>Fund Type</b>	Open Ended
<b>Plan</b>	Growth
<b>Fund Class</b>	Equity - Tax Planning [ELSS]
<b>Launch Date</b>	09/07/1999
<b>NFO Close Date</b>	20/07/1999
<b>Inception Date</b>	19/08/1999
<b>Min.Investment</b>	500
<b>Entry Load (%)</b>	N.A.
<b>Exit Load (%)</b>	N.A.
<b>Fund Manager</b>	Sankaran Naren



### Scheme Performance

<b>Last Dividend</b>	N.A.	<b>52 Week High NAV</b>	Rs. 155.0900 (10/11/10)
<b>Last Bonus</b>	N.A.	<b>52 Week Low NAV</b>	Rs. 116.1600 (05/02/10)
<b>Scheme Beta</b>	0.7752	<b>Sharpe Ratio</b>	0.4964
		<b>Standard Deviation</b>	3.6147

Period	Abs. Ret.(%)	CAGR(%)
1 Week	1.61	83.84
1 Month	1.67	21.01
3 Months	-0.12	-0.48
6 Months	15.25	30.58
1 Year	24.11	24.11
3 Year	13.22	4.23
5 Year	101.35	15.03
Inception	1410.30	26.96

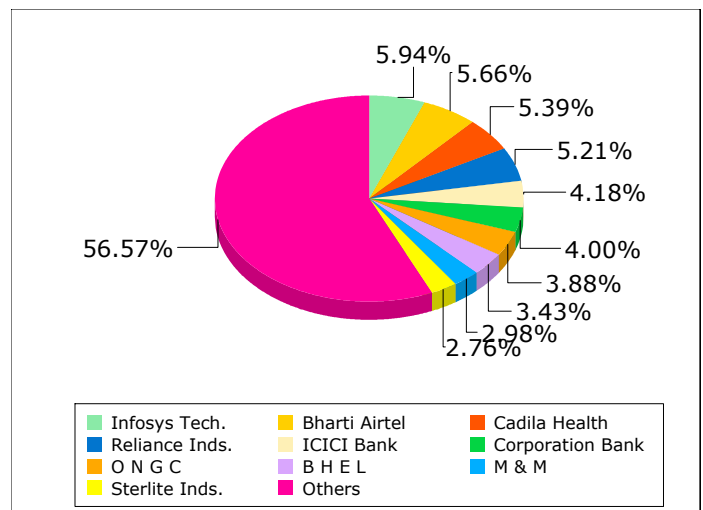


Returns as on 03/01/11

### Companywise Asset Allocation (as on 30/11/10)

Company	Value (Cr.)	Asset %	Industry
Infosys Tech.	0.0000	5.94	
Bharti Airtel	0.0000	5.66	
Cadila Health	0.0000	5.39	
Reliance Inds.	0.0000	5.21	
ICICI Bank	0.0000	4.18	
Corporation Bank	0.0000	4.00	
O N G C	0.0000	3.88	
B H E L	0.0000	3.43	
M & M	0.0000	2.98	
Sterlite Inds.	0.0000	2.76	
Others	0.0000	56.57	

Top 5 holdings Rs. 0.0000 crores (26.38%)



### Sectorwise Asset Allocation (as on 30/11/10)

<b>Sector</b>	<b>Asset %</b>
Banking	14.56
Pharma	9.92
Computer S/W	8.38
Auto	7.70
Refineries	6.33
Telecom	5.66
Power	5.62
Oil	4.75
Metals	4.08
Electrical	3.43
Others	29.57

**Top 3 Sectors 32.86%**

